

DIXIT RA11 RECESSED

A56020-

base number      Color  
Temperature

- 1. To build a product code in our configurator select the specify button on the base model # product page
- 2. To build a manual product code on this datasheet choose from the options listed below in blue font and add the suffix to the base model #

GENERAL

Series: Dixit  
Subseries: Dixit RA11  
Brand: Ivela  
Division: Architectural  
Mounting Type: Recessed  
Mounting Location: Ceiling  
Subcategory: Downlight

PHYSICAL

Shape: Round  
Diameter (mm): 110  
Diameter (in): 4 5/16  
Height (mm): 70  
Height (in): 2 3/4  
Min. Recessing Depth (mm): 110  
Min. Recessing Depth (in): 4 15/16  
Light Distribution: Direct  
Weight (kg): 0.6  
Weight (lbs): 1.32  
Diffuser: Clear Polycarbonate  
Fixture Finish: MWH  
Fixture Material: Aluminum Die Cast  
Cut-out Measurements: 100mm / 3 15/16"

ELECTRICAL

Lamp Type: LED  
Total Output Wattage (W): 12 / 18 / 26  
Dimming: Tri-Mode (Non-Dimming and Phase Dimming (120Vac only) and 0-10V Dimming)  
Driver Included: No  
Driver Location: Recessed Housing  
Driver Type: Constant Current - Universal  
Driver Class: Class 2  
Input Voltage (V): 120 - 277  
Constant Current (MA): 350 / 500 / 700

LED

Number of LEDs: 1  
Color Temperature (°K): 2700 / 3000 / 4000  
Max. Delivered Lumen (lm): 1513 / 2092 / 2759  
CRI: >85 CRI  
Efficiency (%): 89  
Lamp Life (hrs): 50000  
Upon Request: 3500K upon request

OPTICAL

Optic°: 55  
Adjustability: Fixed  
Upon Request: Optic 18° or 30° (mirror-metallized) / 70° (white)

RATINGS AND CERTIFICATIONS

Certified By: Certified for North American Standards  
IP rating: IP43  
IK Rating: IK08  
Glare Rating: ≤ 19

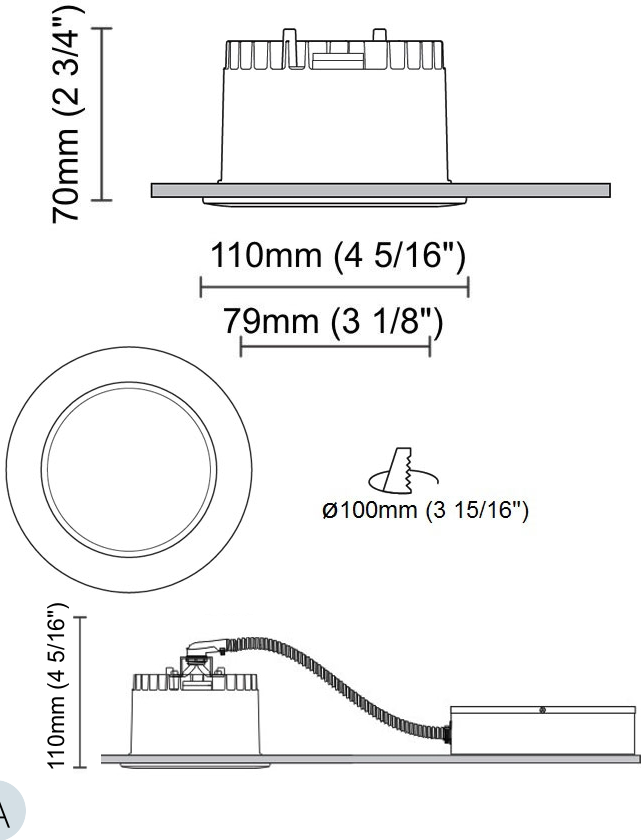
PROJECT \_\_\_\_\_

TYPE \_\_\_\_\_

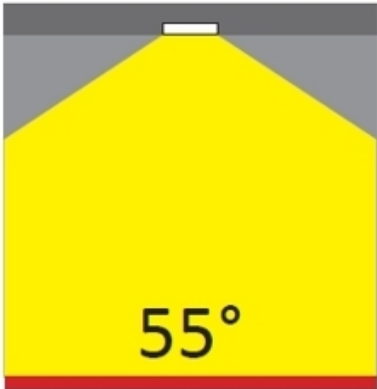
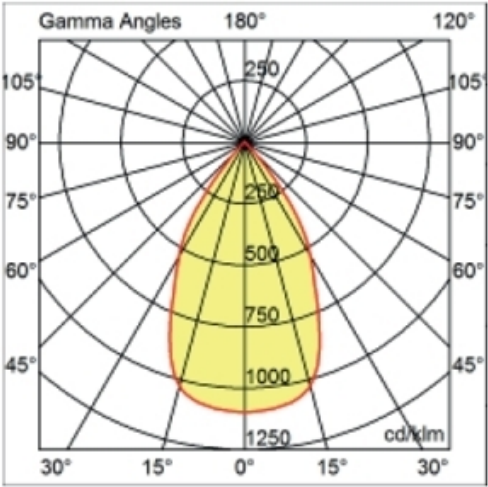
SPECIFIER \_\_\_\_\_

QUANTITY \_\_\_\_\_


DATE \_\_\_\_\_



|           |  |
|-----------|--|
| PROJECT   |  |
| TYPE      |  |
| SPECIFIER |  |
| QUANTITY  |  |
| DATE      |  |



| RA 11 DIXIT LED 12W 1700LM 3000K |      |         |         |           | R:100% |      | I.Max:1096 Cd/Klm |         |
|----------------------------------|------|---------|---------|-----------|--------|------|-------------------|---------|
| H[m]                             | D[m] | Max lux | Med lux | Alpha=55° | H[m]   | D[m] | Max lux           | Med lux |
| 1.00                             | 1.13 | 1658    | 898     |           | 1.00   | 1.13 | 1658              | 898     |
| 2.00                             | 2.26 | 415     | 224     |           | 2.00   | 2.26 | 415               | 224     |
| 3.00                             | 3.38 | 184     | 100     |           | 3.00   | 3.38 | 184               | 100     |
| 4.00                             | 4.51 | 104     | 56      |           | 4.00   | 4.51 | 104               | 56      |
| 5.00                             | 5.64 | 66      | 36      |           | 5.00   | 5.64 | 66                | 36      |

|                   | DP    |       | DV    |       |  |
|-------------------|-------|-------|-------|-------|---|
| Dimming           | Phase |       | 0-10V |       |   |
| Color Temperature | 27K   | 30K   | 35K   | 40K   | K°  |
|                   | 2700K | 3000K | 3500K | 4000K |   |

Order Example **K°**  
**L5XXXXXX-DV-30K**  
**0-10V**  
**3000K**



DIXIT RA11 RECESSED

A56028-

base number      Color  
Temperature

- 1. To build a product code in our configurator select the specify button on the base model # product page
- 2. To build a manual product code on this datasheet choose from the options listed below in blue font and add the suffix to the base model #

GENERAL

Series: Dixit  
Subseries: Dixit RA11  
Brand: Ivela  
Division: Architectural  
Mounting Type: Recessed  
Mounting Location: Ceiling  
Subcategory: Downlight

PHYSICAL

Shape: Round  
Diameter (mm): 126  
Diameter (in): 4 15/16  
Height (mm): 104  
Height (in): 4 1/8  
Min. Recessing Depth (mm): 144  
Min. Recessing Depth (in): 5 11/16  
Light Distribution: Direct  
Weight (kg): 0.6  
Weight (lbs): 1.32  
Diffuser: Clear Polycarbonate  
Fixture Finish: MWH  
Fixture Material: Aluminum Die Cast  
Cut-out Measurements: 122mm / 4 13/16"

ELECTRICAL

Lamp Type: LED  
Total Output Wattage (W): 12 / 18 / 26  
Dimming: Tri-Mode (Non-Dimming and Phase Dimming (120Vac only) and 0-10V Dimming)  
Driver Included: No  
Driver Location: Recessed Housing  
Driver Type: Constant Current - Universal  
Driver Class: Class 2  
Input Voltage (V): 120 - 277  
Constant Current (MA): 350 / 500 / 700

LED

Number of LEDs: 1  
Color Temperature (°K): 2700 / 3000 / 4000  
Max. Delivered Lumen (lm): 1513 - 1602 / 2092 - 2180 / 2759 - 2848  
CRI: >85 CRI  
Efficiency (%): 89  
Lamp Life (hrs): 50000  
Upon Request: 3500K upon request

OPTICAL

Optic°: 55  
Adjustability: Fixed  
Upon Request: Optic 18° or 30° (mirror-metallized) / 70° (white)

RATINGS AND CERTIFICATIONS

Certified By: Certified for North American Standards  
IP rating: IP43  
IK Rating: IK08  
Glare Rating: ≤ 19

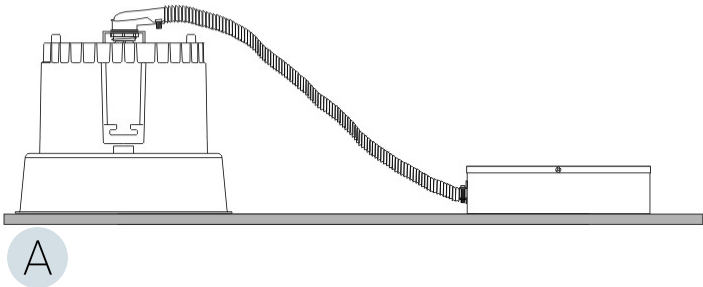
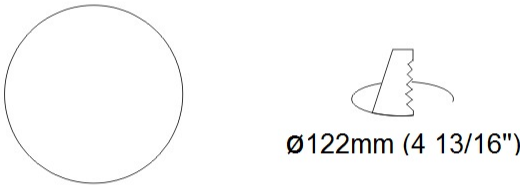
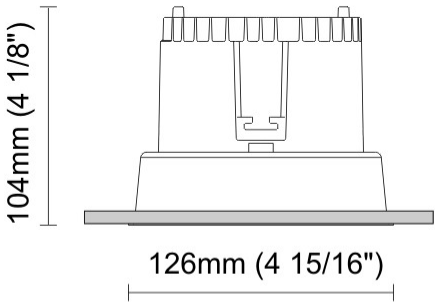
PROJECT \_\_\_\_\_

TYPE \_\_\_\_\_

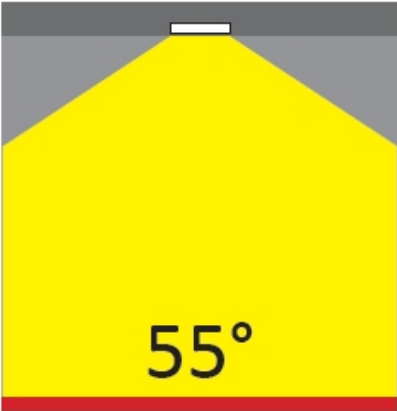
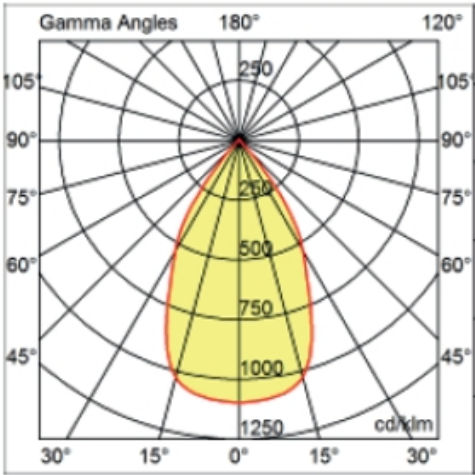
SPECIFIER \_\_\_\_\_

QUANTITY \_\_\_\_\_

DATE \_\_\_\_\_



|           |
|-----------|
| PROJECT   |
| TYPE      |
| SPECIFIER |
| QUANTITY  |
| DATE      |



|                   |       |       |       |                 |       |       |
|-------------------|-------|-------|-------|-----------------|-------|-------|
|                   | DP    | DV    |       | Order Example   |       | K°    |
| Dimming           | Phase | 0-10V |       | L5XXXXXX-DV-30K |       |       |
| Color Temperature | 27K   | 30K   | 35K   |                 | 0-10V | 3000K |
|                   | 2700K | 3000K | 3500K |                 |       |       |



DIXIT RA11 RECESSED

A56032-

base number      Color  
Temperature

- 1. To build a product code in our configurator select the specify button on the base model # product page
- 2. To build a manual product code on this datasheet choose from the options listed below in blue font and add the suffix to the base model #

GENERAL

Series: Dixit  
Subseries: Dixit RA11  
Brand: Ivela  
Division: Architectural  
Mounting Type: Recessed  
Mounting Location: Ceiling  
Subcategory: Downlight

PHYSICAL

Shape: Round  
Diameter (mm): 141  
Diameter (in): 5 9/16  
Height (mm): 117  
Height (in): 4 5/8  
Min. Recessing Depth (mm): 157  
Min. Recessing Depth (in): 6 3/16  
Light Distribution: Direct  
Weight (kg): 0.7  
Weight (lbs): 1.54  
Diffuser: Clear Polycarbonate  
Fixture Finish: MWH  
Fixture Material: Aluminum Die Cast  
Cut-out Measurements: 126mm / 4 15/16"

ELECTRICAL

Lamp Type: LED  
Total Output Wattage (W): 12 / 18 / 26  
Dimming: Tri-Mode (Non-Dimming and Phase Dimming (120Vac only) and 0-10V Dimming)  
Driver Included: No  
Driver Location: Recessed Housing  
Driver Type: Constant Current - Universal  
Driver Class: Class 2  
Input Voltage (V): 120 - 277  
Constant Current (MA): 350 / 500 / 700

LED

Number of LEDs: 1  
Color Temperature (°K): 2700 / 3000  
Max. Delivered Lumen (lm): 1513 / 2092  
CRI: >85 CRI  
Efficiency (%): 89  
Lamp Life (hrs): 50000  
Upon Request: 3500K upon request


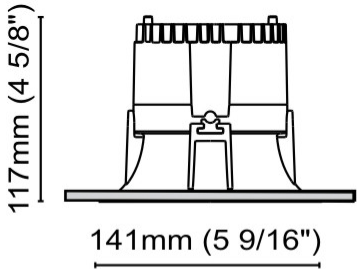
OPTICAL

Optic°: 55  
Adjustability: Fixed  
Upon Request: Optic 12° or 30° (mirror-metallized) / 70° (white)

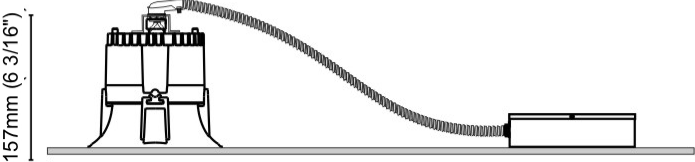
RATINGS AND CERTIFICATIONS

Certified By: CSA Certified to UL and CSA Standards  
IP rating: IP43  
IK Rating: IK08  
Glare Rating: ≤ 19

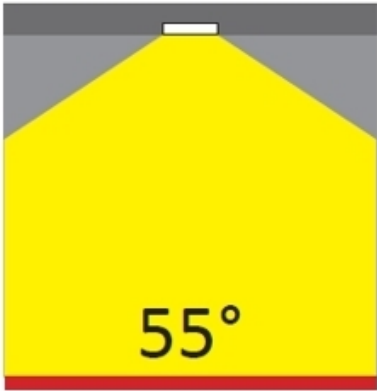
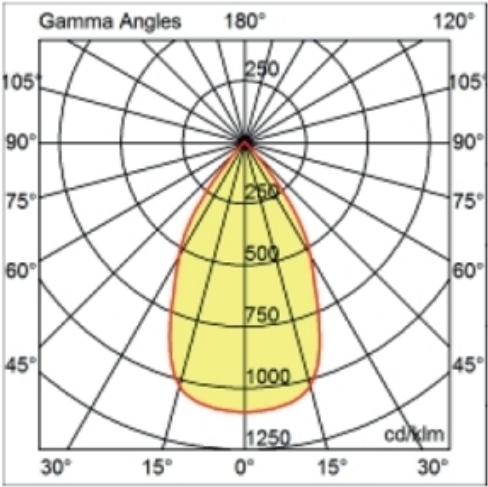
|           |
|-----------|
| PROJECT   |
| TYPE      |
| SPECIFIER |
| QUANTITY  |
| DATE      |



126mm (4 15/16")



|           |  |
|-----------|--|
| PROJECT   |  |
| TYPE      |  |
| SPECIFIER |  |
| QUANTITY  |  |
| DATE      |  |



| RA 11 DIXIT LED SOFT 12W 1700 lm 3000K |      |         |         |           | R:100% | I.Max:1293 Cd/Klm |      |         |         |          |
|--|------|---------|---------|-----------|--------|-------------------|------|---------|---------|----------|
| H[m]                                   | D[m] | Max lux | Med lux | Alpha=54° |        | H[m]              | D[m] | Max lux | Med lux | Beta=54° |
| 1.00                                   | 1.02 | 1913    | 1003    |           |        | 1.00              | 1.02 | 1913    | 1003    |          |
| 2.00                                   | 2.04 | 478     | 251     |           |        | 2.00              | 2.04 | 478     | 251     |          |
| 3.00                                   | 3.06 | 213     | 111     |           |        | 3.00              | 3.06 | 213     | 111     |          |
| 4.00                                   | 4.08 | 120     | 63      |           |        | 4.00              | 4.08 | 120     | 63      |          |
| 5.00                                   | 5.10 | 77      | 40      |           |        | 5.00              | 5.10 | 77      | 40      |          |

DP

DV

Dimming

Phase

0-10V

27K

30K

35K

2700K

3000K

3500K

K°

Order Example

L5XXXXXX-DV-30K

0-10V

3000K



DIXIT RA11 RECESSED

A56051-  
base number

1. To build a product code in our configurator select the specify button on the base model # product page
2. To build a manual product code on this datasheet choose from the options listed below in blue font and add the suffix to the base model #

GENERAL

Series: Dixit

Subseries: Dixit RA11

Brand: Ivela

Division: Architectural

Mounting Type: Recessed

Mounting Location: Ceiling

Subcategory: Downlight

PHYSICAL

Shape: Square

Length (mm): 117

Length (in): 4 5/8

Width (mm): 117

Width (in): 4 5/8

Height (mm): 73

Height (in): 2 7/8

Min. Recessing Depth (mm): 113

Min. Recessing Depth (in): 4 7/16

Light Distribution: Direct

Weight (kg): 0.7

Weight (lbs): 1.54

Diffuser: Clear Polycarbonate

Fixture Finish: MWH

Fixture Material: Aluminum Die Cast

Cut-out Measurements: 100mm / 3 15/16"

ELECTRICAL

Lamp Type: LED

Total Output Wattage (W): 12 / 18 / 26

Dimming: Tri-Mode (Non-Dimming and Phase Dimming (120Vac only) and 0-10V Dimming)

Driver Included: No

Driver Location: Recessed Housing

Driver Type: Constant Current - Universal

Driver Class: Class 2

Input Voltage (V): 120 - 277

Constant Current (MA): 350 / 500 / 700

LED

Number of LEDs: 1

Color Temperature (°K): 2700 / 3000 / 4000

Max. Delivered Lumen (lm): 1513 - 1602 / 2092 - 2180 / 2759 - 2848

CRI: >85 CRI

Efficiency (%): 89

Lamp Life (hrs): 50000

Upon Request: 3500K upon request

OPTICAL

Optic°: 55

Adjustability: Fixed

Upon Request: Optic 12° or 30° (mirror-metallized) / 70° (white)

RATINGS AND CERTIFICATIONS

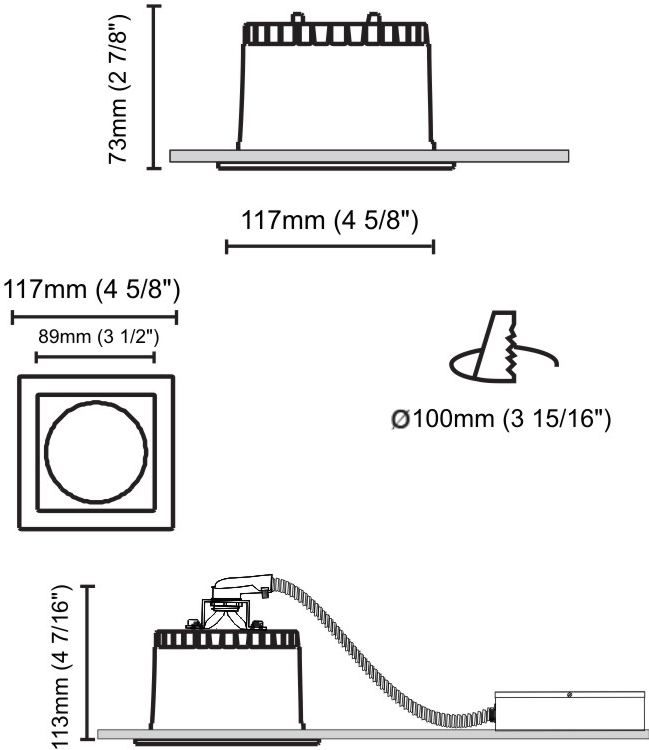
Certified By: Certified for North American Standards

IP rating: IP43

IK Rating: IK08

Glare Rating: ≤ 19

|           |
|-----------|
| PROJECT   |
| TYPE      |
| SPECIFIER |
| QUANTITY  |
| DATE      |





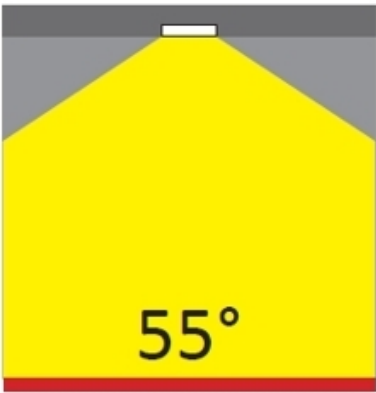
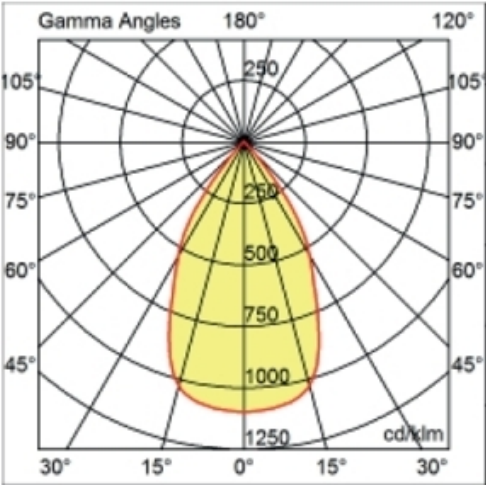
PROJECT

TYPE

SPECIFIER

QUANTITY

DATE



|                   | DP        | DV        |                     |
|-------------------|-----------|-----------|---------------------|
| Dimming           | Phase     | 0-10V     |                     |
| Color Temperature | 27K 2700K | 30K 3000K | 35K 3500K 40K 4000K |

Order Example

L5XXXXXX-DV-30K

0-10V

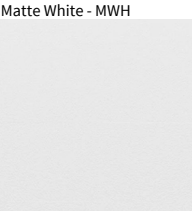
3000K





|           |
|-----------|
| PROJECT   |
| TYPE      |
| SPECIFIER |
| QUANTITY  |
| DATE      |

Fixture Finish



**Digital:** Not all screens are calibrated the same, and therefore, colors will appear differently between screens.  
**Physical:** When texture is involved, there will be variations in color, character and tone within a product series and between product families.



|           |
|-----------|
| PROJECT   |
| TYPE      |
| SPECIFIER |
| QUANTITY  |
| DATE      |

LEGEND

|  |  |   |  |   |  |
|--|--|---|--|---|--|
|    | floor-mounted  |    | pivotal  |    | special LED (upon request) RGB, RGBW, tunable, gold+, meat+, art+, fashion+                    |
|    | wall and ceiling: recessed and surface mounted             |    | rotating   |    | warm dim / natural dimming LED   |
|    | ceiling-mounted and wall-mounted                           |    | illuminate tilted  |    | rechargeable battery powered   |
|    | wall-mounted   |    | color of suspension cable                                    |    | fixture with natural vivid LED (upon request)  |
|    | omni-directional light distribution                        |    | length of suspension cable                                   |    | color rendering index  |
|    | direct light distribution                                  |    | reflector degree selection                                   |    | color temperature  |
|    | direct/indirect light distribution                         |    | super spot   |    | lumen (luminous flux)  |
|    | indirect light distribution                                |    | lens   |    | efficacy (lumens per watt)   |
|    | asymmetric light distribution                              |    | lens pack  |    | Unified Glare Rating (UGR) range from 5-40   |
|    | aura light distribution                                    |    | shine ring   |    | marine grade (AISI 316 stainless steel)  |
|    | round wall or ceiling cut-out                              |    | integrated shine ring with diffuser                          |    | walk on  |
|    | square wall or ceiling cut-out                             |    | free individual colors 01-29                                 |    | drive on   |
|    | the supplied jig specifies the cutout dimensions           |    | individual colors: 00 (free of charge), 01-25 (extra charge) |    | Dark Sky Compliance  |
|    | minimum distance (meters) lamp - object                    |    | luminaire part to be colored (F1)                            |    | Americans with Disabilities Act (less than 4" off the wall located between 27"-84" from floor) |
|    | recessed depth   |    | luminaire part to be colored (F2)                            |    | lamp protected against explosion   |
|   | ceiling thickness in mm                                    |   | luminaire part to be colored (F3)                            |   | blown glass using traditional methods by master glass blower                                   |
|  | ceiling thickness selection                                |  | luminaire part to be colored (F4)                            |  | acoustic material  |
|  | dimmmable DP (phase), DV (0-10V), DD (dali), DS (step-dim) |  | luminaire part to be colored (F5)                            |  | protection class I, protection insulation  |
|  | included or excluded LED driver/transformer/ control gear  |  | color of 3-circuit adaptor                                   |  | protection class II, protection insulation   |
|  | separately switchable                                      |  | indirect diffuser  |  | ETL Certified to UL and CSA Standards  |
|  | sensor   |  | direct diffuser  |  | UL Certified to UL and CSA Standards   |
|  | remote control   |  | ball-proof (upon request)                                    |  | CSA Certified to UL and CSA Standards  |
|  | available upon request                                     |  | accessory  |  | Certified for North American Standards   |

IP RATING

|   |  |
|---|--|
|  | protected against ingress of solid bodies greater than 12.5mm (finger)   |
|  | protected against ingress of solid bodies greater than 2.5mm<br>protected against sprays of water up to 60 degrees from the vertical (rain)      |
|  | protected against ingress of solid bodies greater than 1mm (wire)<br>no protection against the ingress of moisture                               |
|  | protected against ingress of solid bodies greater than 1mm (wire)<br>protected against sprays of water up to 60 degrees from the vertical (rain) |
|  | protected against ingress of solid bodies greater than 1mm (wire)<br>protected against water splashed from all directions                        |
|  | protected against limited ingress of dust (wet rooms/covered outdoor areas)<br>protected against water splashed from all directions              |
|  | protected against ingress of dust<br>protected against jets of water   |
|  | protected against ingress of dust<br>protected against powerful jets of water or heavy seas  |
|  | protected against ingress of dust<br>protected against immersion of water between 15cm - 1m for 30 minutes                                       |
|  | protected against ingress of dust<br>protected against immersion of water under pressure for long periods  |

IK RATING

|   |   |
|---|---|
|  | protected against 0.14 joules impact (equivalent to 0.25kg mass dropped from 56mm above the surface)  |
|  | protected against 0.2 joules impact (equivalent to 0.25kg mass dropped from 80mm above the surface)   |
|  | protected against 0.35 joules impact (equivalent to 0.25kg mass dropped from 140mm above the surface) |
|  | protected against 0.5 joules impact (equivalent to 0.25kg mass dropped from 200mm above the surface)  |
|  | protected against 0.7 joules impact (equivalent to 0.25kg mass dropped from 280mm above the surface)  |
|  | protected against 1 joules impact (equivalent to 0.25kg mass dropped from 400mm above the surface)    |
|  | protected against 2 joules impact (equivalent to 0.5kg mass dropped from 400mm above the surface)     |
|  | protected against 5 joules impact (equivalent to 1.7kg mass dropped from 300mm above the surface)     |
|  | protected against 10 joules impact (equivalent to 5.0kg mass dropped from 200mm above the surface)    |
|  | protected against 20 joules impact (equivalent to 5.0kg mass dropped from 400mm above the surface)    |